



CRAN

Communications Regulatory Authority of Namibia

Stats Newsletter June 2016

Mobile Subscribers

- Number of active SIM cards continue to increase and stood at 2.58 million in June 2016.
 - Mobile broadband continues to increase overall while the dongle use decrease. This can be due to Smartphone uptake at the expense of PC or laptop Internet access and the ability of smartphones to functions as a dongle (personal hotspot).
- * Mobile Broadband has significantly declined in June 2016 compared to the previous quarter. This could be due to the changes in Terms and Conditions by MTC on data validity from six (6) months to sixty (60) days.

Table 1: Mobile subscriber numbers in 1000s		2012 Dec	2013 June	2013 Dec	2014 June	2014 Dec	2015 June	2015 Dec	2016 June
Active SIM cards ('000)	Postpaid	155	155	152	158	168	176	180	182
	Prepaid	2,105	2,330	2,308	2,357	2,503	2,502	2,370	2,393
	Total	2,259	2,485	2,539	2,515	2,671	2,678	2,550	2,575
Mobile Broadband ('000)	Dongle / Routers	69.7	63.2	66.6	65.8	69.9	48.1	37.4	33.3
	Mobile Phone	571	657	721	692	732	809	1,406	900
	Total	660	738	805	771	825	881	1,463	934*

Fixed-line Subscribers

- Fixed-line subscriptions remain stagnant between 180,000 and 185,000.

Table 2: Fixed -line subscribers	2012 Dec	2013 June	2013 Dec	2014 June	2014 Dec	2015 June	2015 Dec	2016 June
Business	92,474	98,116	99,107	100,714	121,871	118,423	119,975	120,574
Residential	78,775	83,580	84,425	85,794	60,722	60,818	62,532	64,961
Residential as % of total	46%	46%	46%	46%	33.3%	33.9%	34.3%	35.0%

Table 2: Fixed -line subscribers	2012 Dec	2013 June	2013 Dec	2014 June	2014 Dec	2015 June	2015 Dec	2016 June
Total	171,249	181,696	183,532	186,508	182,593	179,241	182,507	185,535
Total change		6.1%	1.0%	1.6%	-2.1%	-1.8%	1.8%	1.7%

ADSL and FTTh Subscribers

- ADSL subscriptions continue to increase.
- The number of high speed ADSL subscriptions is still low at 254 in June 2016 while Fibre to the home (FTTh) has started rolling out in Namibia, with 122 installations.

Table 3: ADSL subscribers		2012 Dec	2013 June	2013 Dec	2014 June	2014 Dec	2015 June	2015 Dec	2016 June
ADSL	10 Mbps and above	56	38	57	65	84	135	224	254
	2 to 10 Mbps	2,005	1,955	4,014	4,288	5,087	5,749	6,307	7,025
	below 2Mbps	29,795	24,345	29,776	31,808	36,041	38,358	39,660	41,110
	Total	32,122	26,598	33,847	36,162	41,213	44,243	46,192	48,390
Fibre to the home		0	0	0	0	11	12	11	122

Other Subscribers

- Modem dial-up is phasing out in Namibia since Dec 2015 but ISDN remains popular.

Table 4: Other subscriber numbers	2012 Dec	2013 June	2013 Dec	2014 June	2014 Dec	2015 June	2015 Dec	2016 June
MetroNet (ethernet)			5	5	5	4	32	52
Leased lines	9,807	9,445	10,189	10,572	10,875	8,823	8,462	7,260
ISDN Dialup	19,686	19,943	11,940	14,980	11,350	12,508	13,636	11,294
Fixed-wireless	1,394	1,311	1,293	2,499	3,032	1,698	1,818	1,038
Modem Dialup	5,462	5,589	5,379	3,750	6,454	31	18	18
Other wireless	159	171	90	97	123	77	53	55
Satellite / VSAT	266	260	266	290	319	337	354	354
VoIP			7	46	66	77	127	139

Mobile Domestic Traffic

- MTC continues to dominate the mobile market. Its market share in terms of outgoing minutes was 99.2% in June 2016.

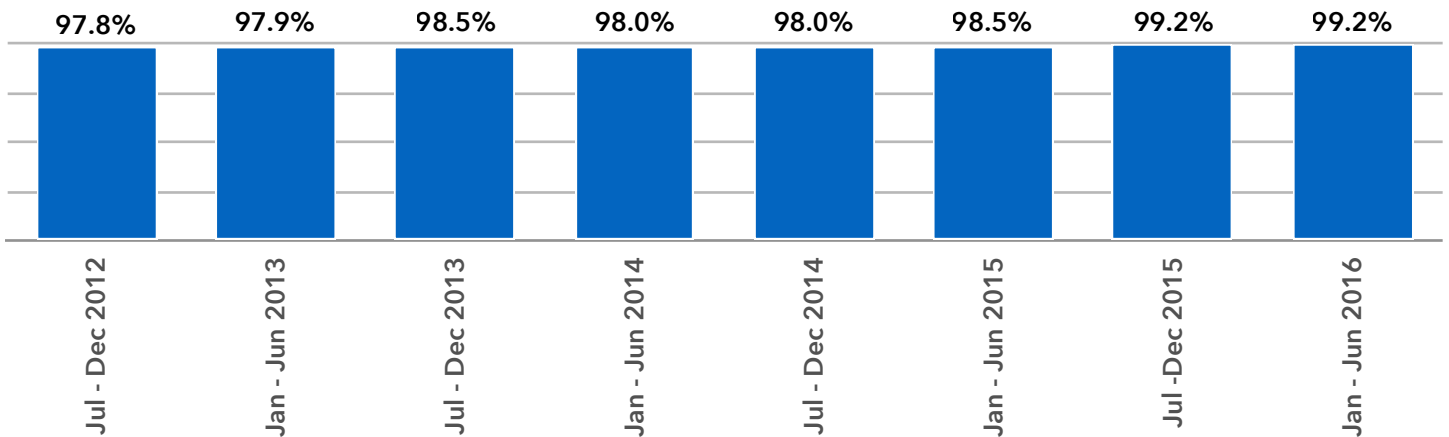


Figure 1: MTC's market share of total mobile traffic

Mobile International Traffic

- International traffic continues to decline with the increased option of mobile broadband and Over The Top (OTT) services such as Facebook, Skype and WhatsApp).

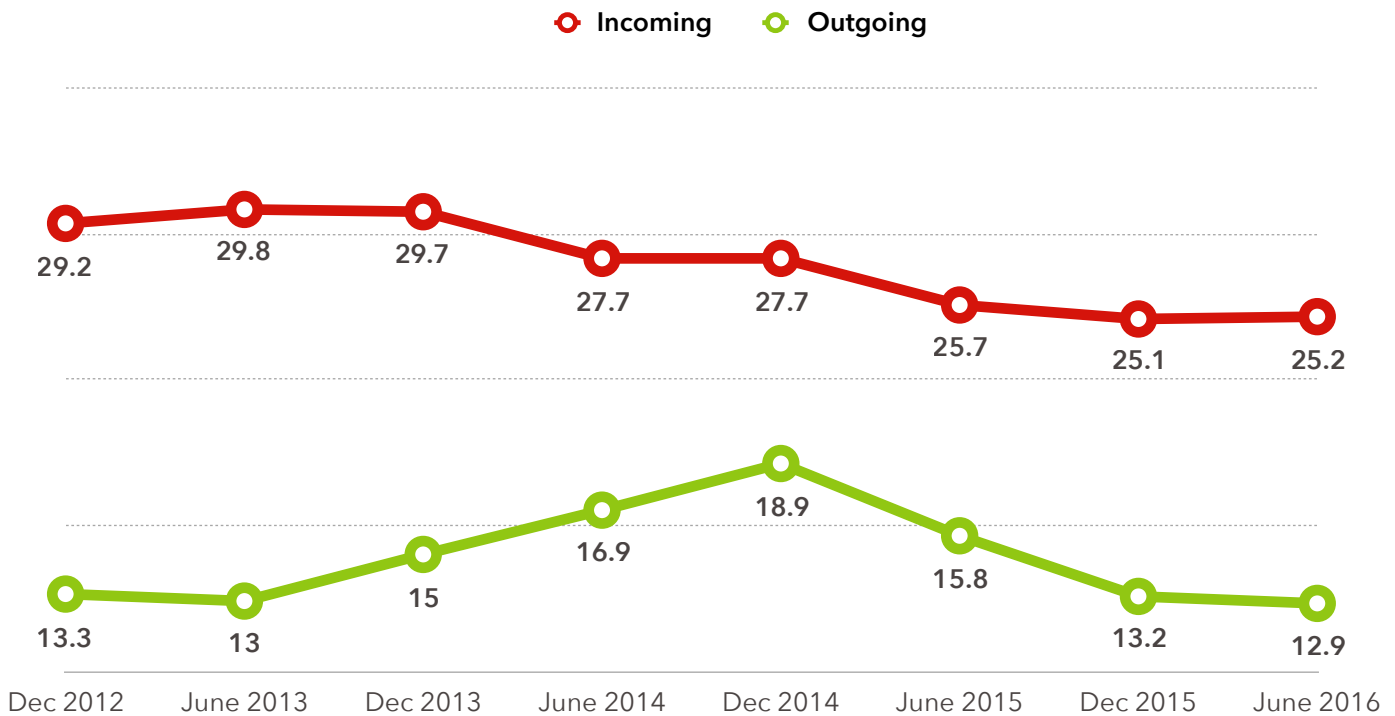


Figure 2: Mobile International incoming and outgoing minutes in million

CRAN Pricing Portal

- Telecom Namibia's Jiva Plus is the cheapest product for the CRAN user basket of 100 minutes, 100 SMS and 1GB data.
- Consumers can access the portal at www.cran-portal.org with guest access to determine the cost of their own monthly usage basket.



Main Menu

CRAN Mobile Usage Cost Comparison Tool

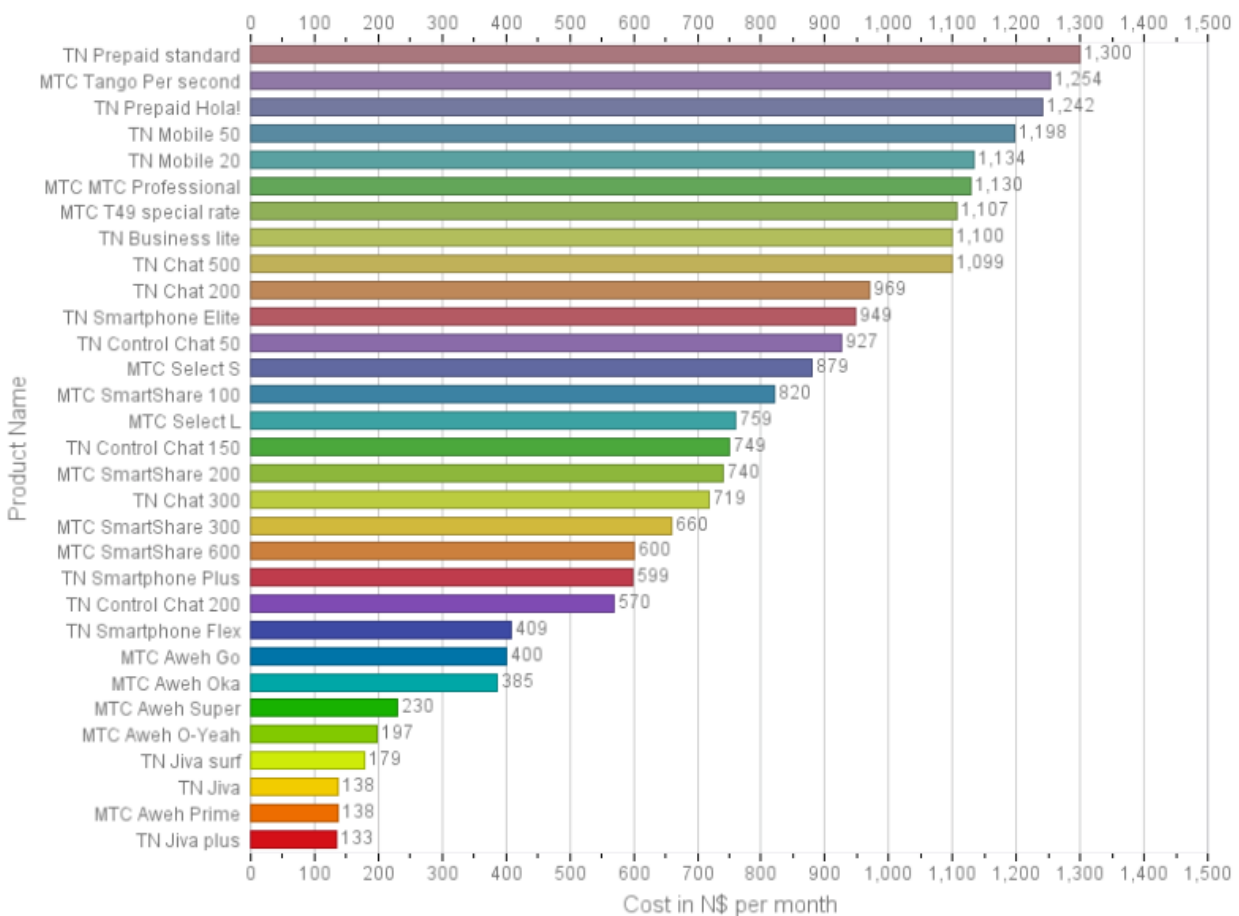
This tool allows you to compare mobile products for your own usage basket. It is a mere approximation of real costs since it relies on several simplifying assumptions. It is the users responsibility to verify actual costs with operators.

How many minutes do you call in a month?

How many SMS do you send in a month?

How much data do you use in a month in MB?

Monthly cost of user defined usage basket



CONTACT DETAILS

Fillemon Shilongo | Moth center, Unit 51 Peter Muller Street | Windhoek | (T) 061222666 | (F) 061238646